




BASKET TRAY




BASKET TRAY

Medium Duty Basket Tray

British Standard	BS EN 61537
Height	30mm
Standard Length	3.0 metres
Finish	Hot-Dip Pre-Galvanised to BS EN 10244
Special Finish (WB30 WB55 WB105)	Epoxy Powder Coated Black/White

FULL TECHNICAL SUBMITTAL AVAILABLE ON REQUEST

Product Code	Basket Tray Width (mm)
WB30/100/G	100
WB30/150/G	150
WB30/200/G	200
WB30/300/G	300



Heavy Duty Basket Tray

British Standard	BS EN 61537
Height	55mm
Standard Length	3.0 metres
Finish	Hot-Dip Pre-Galvanised to BS EN 10244

FULL TECHNICAL SUBMITTAL AVAILABLE ON REQUEST

Product Code	Basket Tray Width (mm)
WB55/50/G	50
WB55/100/G	100
WB55/150/G	150
WB55/200/G	200
WB55/300/G	300
WB55/400/G	400
WB55/450/G	450
WB55/500/G	500
WB55/600/G	600



Deep Heavy Duty Basket Tray

British Standard	BS EN 61537
Height	105mm
Standard Length	3.0 metres
Finish	Hot-Dip Pre-Galvanised to BS EN 10244

FULL TECHNICAL SUBMITTAL AVAILABLE ON REQUEST

Product Code	Basket Tray Width (mm)
WB105/100/G	100
WB105/150/G	150
WB105/200/G	200
WB105/300/G	300
WB105/400/G	400
WB105/450/G	450
WB105/500/G	500
WB105/600/G	600



BASKET TRAY

Joint Clamp




Product Code: **WB/JC**

Supplied separately as single item.

Basket Tray Width (mm)	Recommended Number of Joint Clamps per Coupling
50	2
100	2
150	3
200	3
300	4
400	4
500	4
600	4

Quick Coupler



Product Code:

WB30/QC For Medium Duty Tray

WB55/QC For Heavy Duty Tray

WB55/QC For Deep Heavy Duty Tray

Use 2 per coupling for all widths of tray -supplied as single item.

Joint Strip



Product Code: **WB/JS**

Fix using WB/FC Fixing Clamp - supplied separately.

Fixing Clamp




Product Code: **WB/FC**

Use to fix brackets.

Supplied as single item.

Channel Hold Down Plate



Product Code: **WB/CHP**

Use to fix tray to Channel Supports. (41 x 21mm and 41 x 41 mm)

Suitable for up to M8 fixing - supplied separately.

Suspension Bracket



Product Code:

WB30/SB For Medium Duty Tray

WB55/SB For Heavy Duty Tray


WB55/SB For Deep Heavy Duty Tray

Suitable for up to M10 Threaded Rod - supplied separately.

Supplied as single item.

BASKET TRAY


Central Hanger Clamp



Product Code: **WB/CHC**

Suitable for up to M10 Threaded Rod -supplied separately.


Conduit Plate



Product Code: **WB/CP**

Fix using 2 x WB/FC Fixing Clamp - supplied separately.

Drop Out Plate



Product Code: **WB/DOP**

Provides support at cable entry and exit. Fix using 2 x WB/FC Fixing Clamp -supplied separately.

Stand Off Bracket



Product Code: **WB/SOB/** (Width)

Available for all Basket Tray Widths

50mm high.

Divider



Length: 3.0 metres

Fix using 4 x WB/FC Fixing Clamp - supplied separately.

Product Code	Type
WB30/DV	MEDIUM DUTY
WB55/DV	HEAVY DUTY
WB105/DV	DEEP HEAVY DUTY

Earth Continuity Connector

Product Code **TECC100**



Cover



Length: 1.5 metres

Fix using 4 x WB/FC Fixing Clamp -supplied separately.

Product Code	Basket Tray Width (mm)
WB55C/50	50
WB30C/100	100
WB55C/100	100
WB30C/150	150
WB55C/150	150
WB30C/200	200
WB55C/200	200
WB30C/300	300
WB55C/300	300
WB55C/400	400
WB55C/450	450
WB55C/500	500
WB55C/600	600